

F-P-0507 brass

Brass pressure regulator



FEATURES

Pressure regulator for inlet pressure up to 50 bar (725 psi) in the standard version.

Connection ports.

R123 1"-F

R123/34 3/4"-F

Outlet pressure, up to 15 bar (217 psi), is controlled by a rubber diaphragm; greater outlet pressures are controlled by a piston. Balanced main valve.

Available the ATEX 2014/34/EU version.

For use in potentially explosive atmospheres zones: 1, 21, 2, 22 (not applicable in mines and zone 0).

Available the EAC-EX TP TC 012/2011 versions for the Russian market.

The product complies with the directive 2014/68/EU PED.

Gauge for outlet pressure
(accuracy class 1.6)

SPECIFICATIONS

Diaphragm regulator weight: ~5,7 kg (~12.6 lb)

Piston regulator weight: ~8 kg (~17.6 lb)

Standard version operating temperature: -20°C ÷ +60°C (-4°F ÷ 140°F)

Main valve leakage classification: VI

Flow coefficient: $K_v = 5.5 \text{ Nm}^3/\text{h}$ $C_v = 6.4 \text{ US gal/min}$

G ¼ gauge port on both sides

MATERIALS

Body: brass

Bonnet: aluminium

Internal parts: brass

Main valve spring: stainless steel AISI 302

Adjusting spring: C85 (not in contact with the fluid)

Diaphragm: two coupled diaphragms in NBR and PTFE (PTFE in contact with the fluid)

NBR single diaphragm for relieving version

Piston: brass

O-Ring: NBR/FPM/EPDM (depending on the fluid). Other compounds available on request

Main valve gasket: NBR/FPM/EPDM for inlet pressure up to 30 bar (depending on the fluid).

PUR for greater inlet pressure.

Other compounds available on request.

ACCESSORIES

Pilot-controlled version, outlet pressure controlled by pilot regulator

Wall mounting bracket

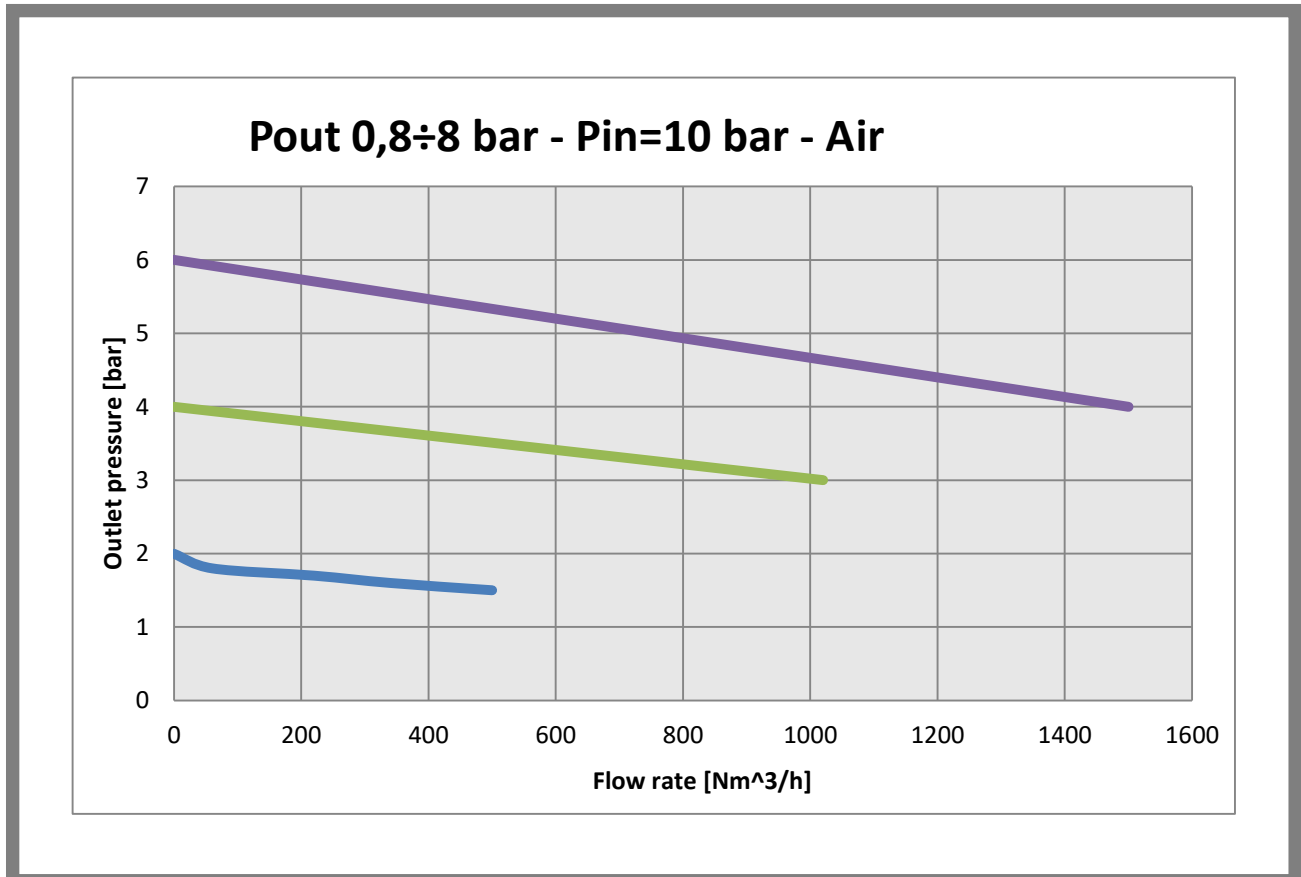
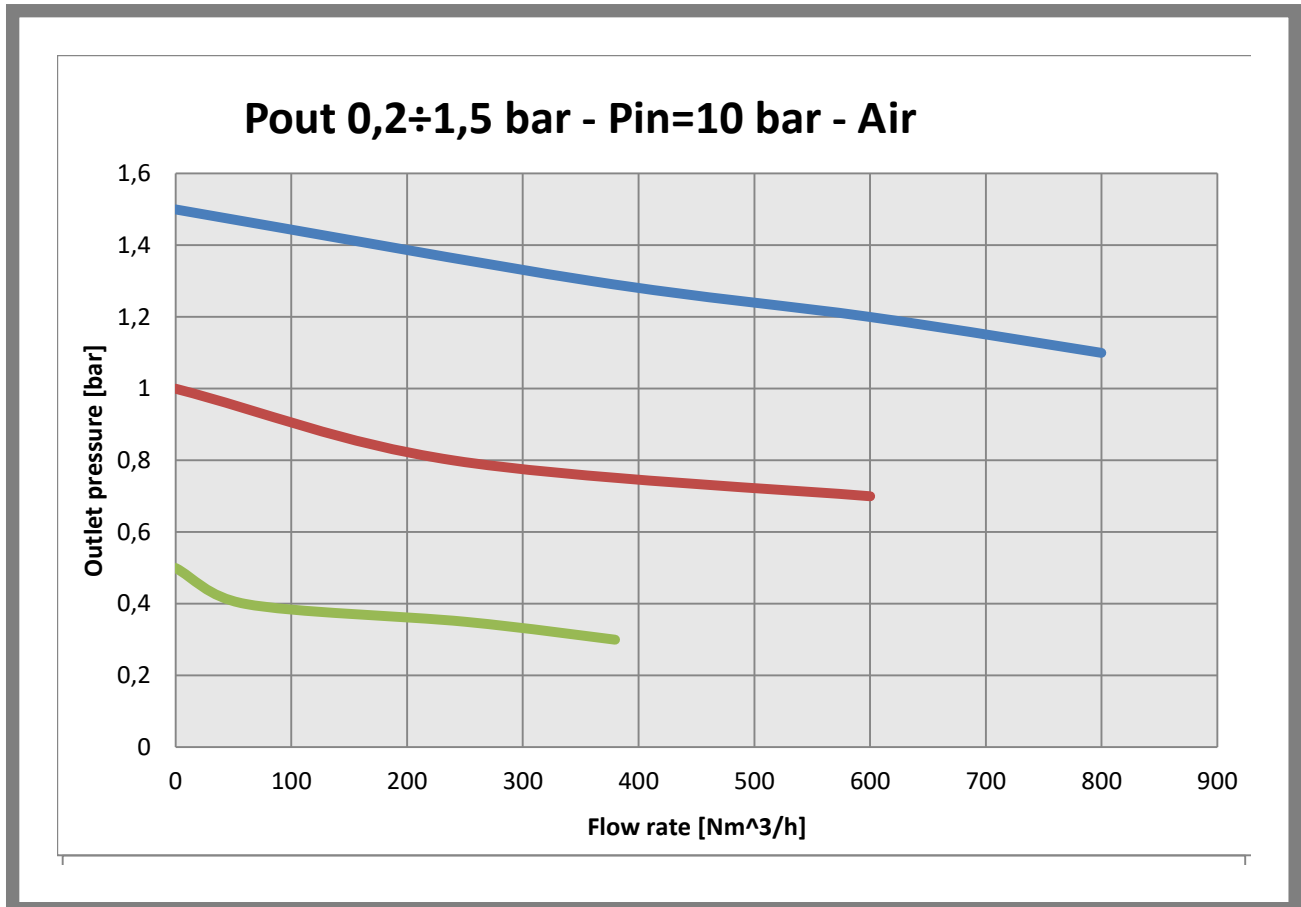
Overpressure relieving function (only for compressed air versions)

SPARE PARTS

Gauge

Complete kit: net filter, complete main valve, o-rings, assembled diaphragm

flow charts



generating the product code

F-P-0507			
AA BB CC DD E F GG			
AA	Attacchi / Connections	Q0	R123 OT58 G3/4-F
		R0	R123 G1-F ottone
BB	Pressione d'ingresso / Inlet pressure	D0	30 bar
		E0	50 bar
CC	Intervallo d'uscita/ Outlet range	A0	Pout 0,2 - 1,5 bar
		B0	Pout 0,3 - 3 bar
		D0	Pout 0,8 - 8 bar
		E0	Pout 1,5 - 15 bar
		F0	Pout 3-30 bar
		G0	Pout 5-50 bar
DD	Tipologia di fluido / Fluid type	01	Reliving
		15	O2
		97	NBR
		98	EPDM
		99	FPM
E	Pilotato/Piloted	N	Non pilotato
		P	Pilotato
F	Marchiato/Marked	I	ID
		Z	Dir ATEX 2014/34/EU
GG	Accessori/Accessories	00	No accessory

CODE COMPOSITION EXAMPLE

551#R0 D0 D0 97 N I 00

551#: F-P-0507 brass regulator

R0: connection G 1-F

D0: maximum inlet pressure 30 bar

D0: outlet pressure range 0,8 - 8 bar

97: NBR gaskets

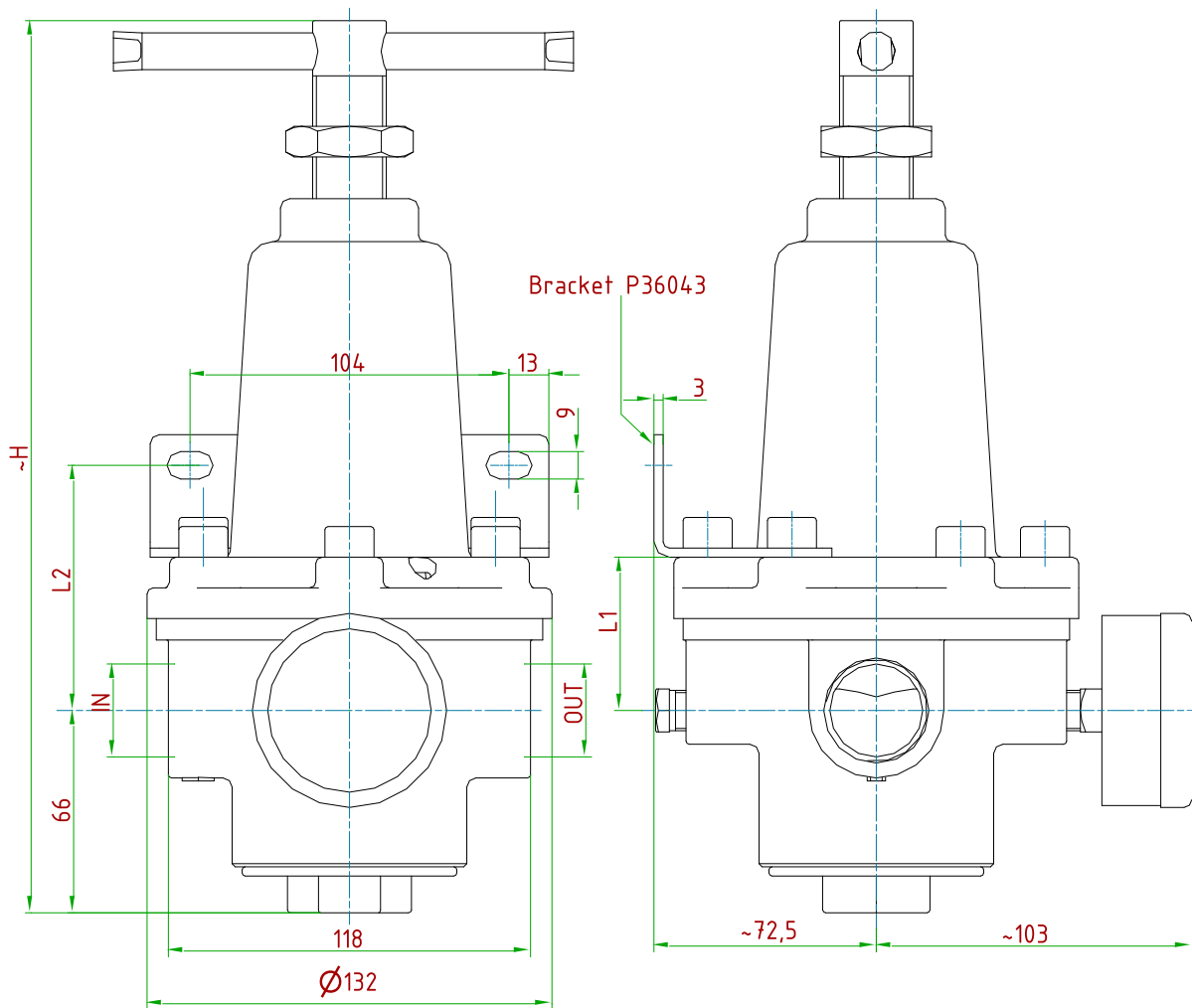
N: not pilot-controlled

I: ID

00: no optional

technical drawings (all dimensions in mm)

Bracket to be ordered separately: Order number P36043A21208



TYPE	~H	L1	L2	OUTLET PRESSURE
Diaphragm	291	50	80	Up to 15 bar
Piston	316	73	103	More than 15 bar

TYPE	IN/OUT
R123 1" GF	G 1-F
R123 3/4" GF	G 3/4-F
R123 1" NPTF	1" NPT-F
R123 3/4" NPTF	3/4" NPT-F

TECHNOPLAN ENGINEERING SA

Chemin des Aulx 16
1228 Plan-les-Ouates (GE)
Suisse

tel. +41 22 794 0084

info@technoplan.info

www.technoplan.info